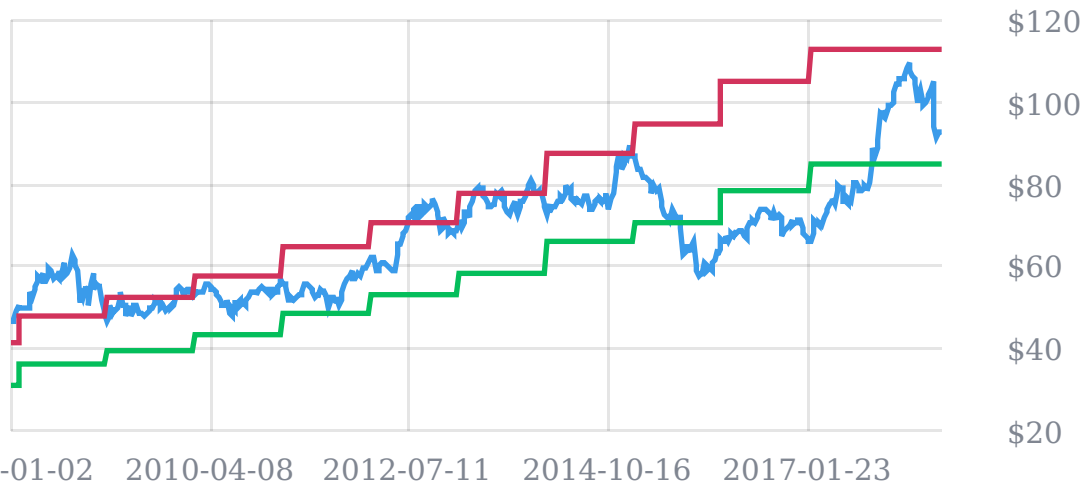
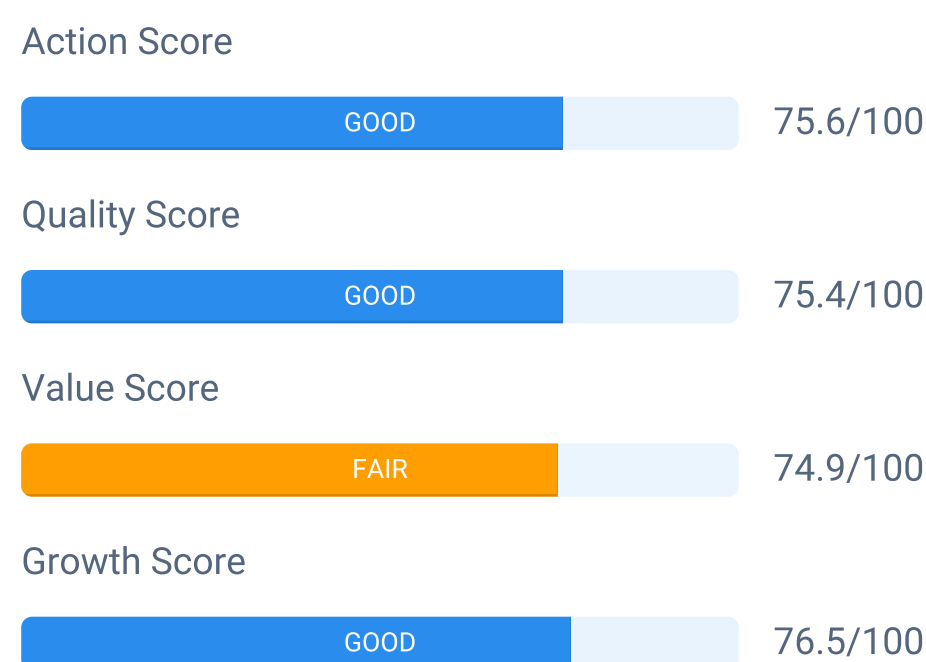


Wal-Mart Stores (WMT) 📉 92.89 | ▲ 0.13%

B 75.6
Action Score

OSV RATINGS SUMMARY

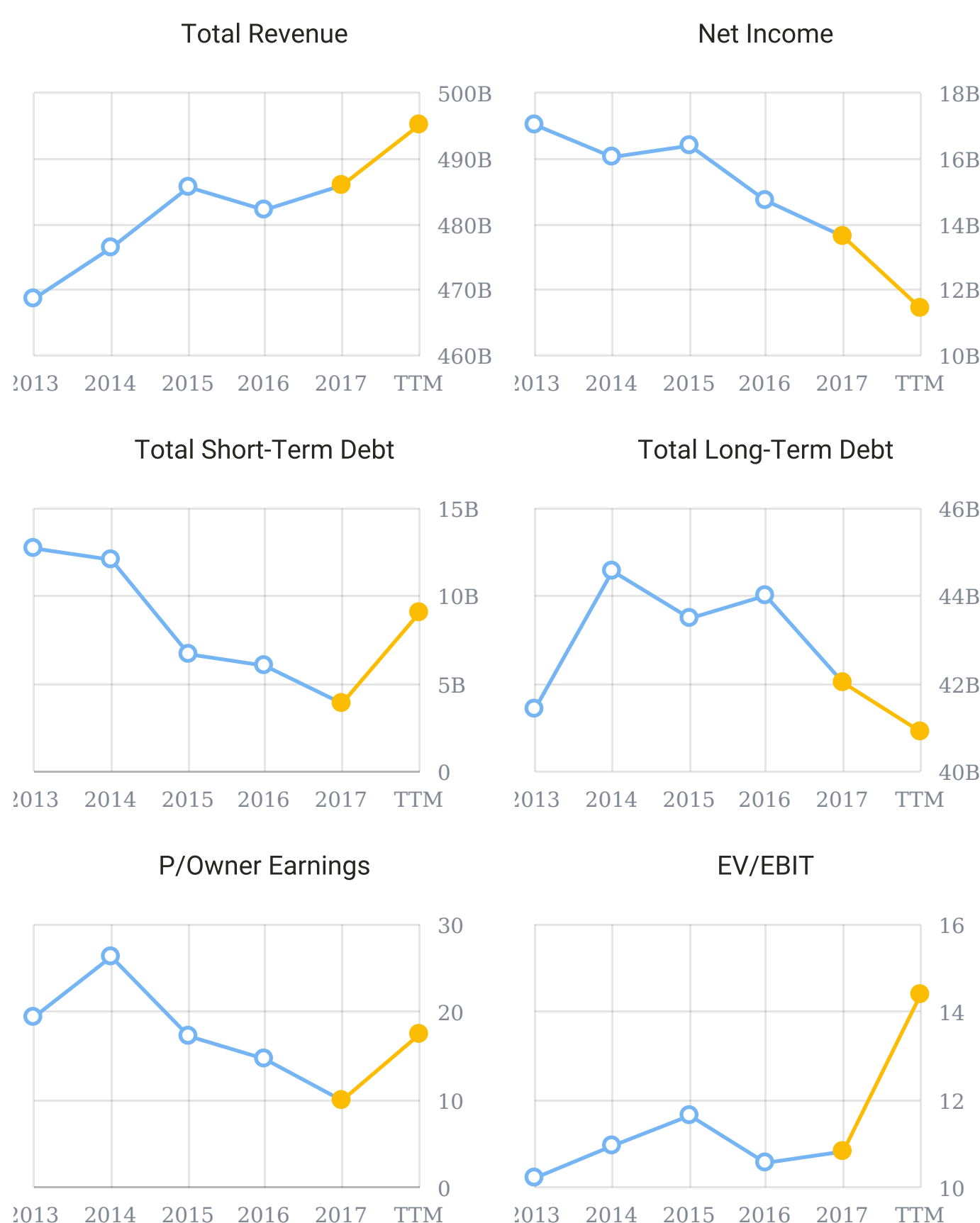
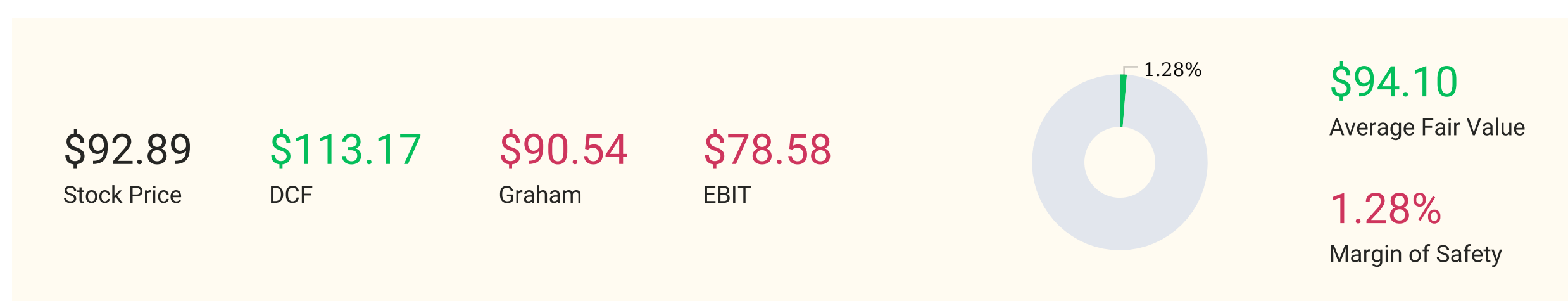


Market Cap: 275.18B Enterprise Value: 349.06B Shares: 2.99B
EV/EBIT TTM: 14.42 Dividend Yield: 2.02 Piotroski TTM: 6.00

COMPANY OVERVIEW

Walmart Inc. operates retail stores in various formats worldwide. It operates through three segments: Walmart U.S., Walmart International, and Sam's Club. The company operates discount stores, supermarkets, supercenters, hypermarkets, warehouse clubs, cash and carry stores, home improvement stores, specialty electronics stores, apparel stores, drug stores, convenience stores, and membership-only warehouse clubs; and retail Websites, such as walmart.com and samsclub.com, as well as mobile commerce ap...
[Read More](#)

VALUATION OVERVIEW

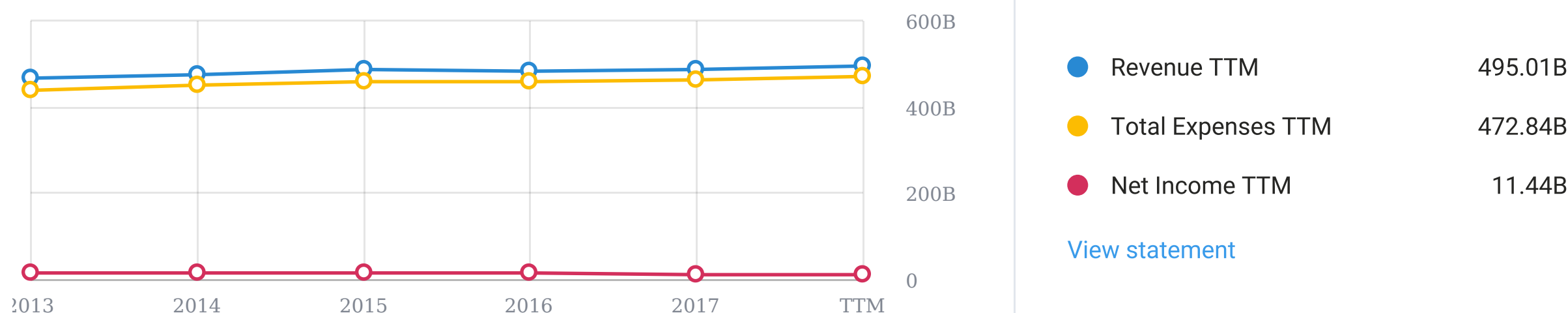


VALUATION | KEY STATS | COMPANY

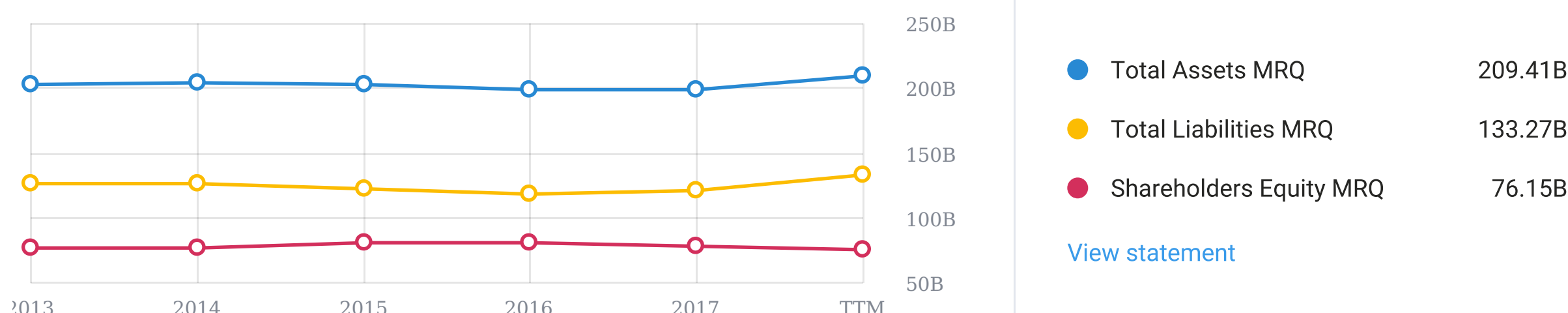
	2015	2016	2017	TTM
P/E	16.8	14.5	15.2	24.7
EV/EBIT	11.6	10.6	10.8	14.4
P/S	0.6	0.4	0.4	0.6
P/BV	3.4	2.7	2.7	3.6
P/FCF	16.8	13.4	9.9	14.8
P/OE	17.3	14.7	10.0	17.5
FCF/S	3.4%	3.3%	4.3%	3.8%
Magic Formula Earnings Yield	8.6%	9.5%	9.2%	6.9%
CROIC	12.5%	12.2%	16.9%	14.9%
Gross Profit to Assets	0.59	0.61	0.63	0.60

SELECTED FINANCIAL STATEMENTS

Income Statement



Balance Statement



Cash Flow Statement

